



Museum of Transport
Greater Manchester

Museum Adventures

(KS1-2)

Name: _____
Class: _____
School: _____



Hi there! I'm **Benny Bus**.
Join me on my adventures
at the Museum of
Transport - **hop on!**



A few pictures of buses and a Victorian horse-drawn bus at the Museum of Transport

Name: _____ Date: _____

School: _____ Class: _____

Welcome to the museum!



I am visiting the
Greater Manchester's
Museum of Transport!



Benny Bus is visiting the Museum of Transport. What **are you doing** now?

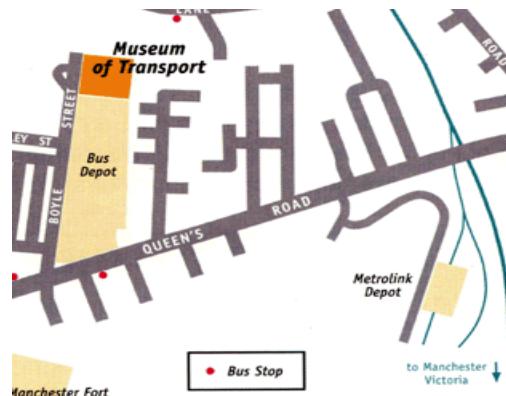


What **will you do** after you visit the museum?

Name: _____ Date: _____
School: _____ Class: _____

Benny's first visit to the museum

Put the following **sentences** in order to tell Benny's story.



Location map of the museum

- ☐ Benny walked for about five minutes and then entered the museum.
- ☐ Benny got off the bus.
- ☒ 1 Benny got on the bus 135.
- ☐ After that, Benny noticed the clock on the wall in the museum.
- ☐ Benny first saw the Victorian horse-drawn bus.



The Victorian horse-drawn bus

Name: _____ Date: _____
School: _____ Class: _____

The oldest bus

In the past, Manchester Carriage and Tramways Company ran horse buses and horse trams all over Manchester.

The number of the oldest bus is **L2**.

L2 had very steep stairs.

Manchester Carriage and Tramways Company

Fleet Number: **L2**

Body	Manchester Carriage & Tramways Co.
Horse power	2 (3 on hills)
Seats	38
Entered service	1890
Withdrawn	Circa 1914



Put the following **words** in order to form **a sentence**.

☐ **very**

☐ **1 L2's**

☐ **stairs**

☐ **difficult**

☐ **to**

☐ **7 climb.**

☐ **are**

Name: _____ Date: _____
School: _____ Class: _____

About the museum

*Read the passage below and **answer** the questions.*

Greater Manchester's Museum of Transport has one of the largest collections of its kind in the country. It is run by the volunteers of the Greater Manchester Transport Society (GMTS). The Museum is based in one of Manchester's earliest bus garages. Greater Manchester's rich transport heritage is represented by our large collection of restored vehicles from the county. There are around ninety vintage vehicles, many of which have been fully restored.



- 1) **Where** is the Museum of Transport located?

- 2) **Who** runs the museum?

- 3) **How many** vintage vehicles are there in the museum?

Name: _____ Date: _____

School: _____ Class: _____



Benny Bus has a lot of questions about the Museum of Transport. Here is Benny's first question:

1. Why was red a common colour for buses?

Answer: Red was a common colour for buses



because red paint was cheap. We had a lot of buses to run, and we saved a lot of pennies by using red paint!

What are you curious about the museum? Write your own question and try to find an answer to it. 😊

My question:

Answer:

Name: _____ Date: _____
School: _____ Class: _____

Museum trivia

Read the text carefully and **write** the **word** which best fits each space from the box below:

first
measures
by
where
metres
Manchester

Did you know that the _____ bus service in Britain, and probably the world, was started in Manchester? It was started in 1824 ____ John Greenwood and ran from Pendleton to _____. Boyle Street, _____ the Museum is situated, gets its name from Councillor Daniel Boyle. The largest 'document' in the Museum collection is a coloured canvas map of the South Lancashire Tramways system. It _____ 18 feet (5.5 metres) wide and 12 feet (3.7 _____) high.



Name: _____ Date: _____
School: _____ Class: _____

What does the bus look like?

Benny's next task is to **describe** this bus. *Look at the picture below carefully and **fill in** the blanks.*



The number of this bus is _____. This bus goes to _____. The colour of the bus is _____.

Now **describe** this bus in your own words.

_____.

Name: _____ Date: _____

School: _____ Class: _____

Wait a minute...

Benny Bus starts to give **commands** to other buses in the Museum of Transport.

Here is Benny's first **command**:



It is your turn. Give a command to other buses! (Tip: The picture will help you what to write.)

_____!



Name: _____ Date: _____
School: _____ Class: _____

Word search



Help Benny Bus **find** the following words in the word
search.

tram
vehicle
bus
map
ticket
inspector
transport

T	R	A	N	S	P	O	R	T	I	O
O	W	Y	E	F	B	B	M	O	A	M
L	R	I	S	G	G	N	I	Y	X	A
L	M	F	O	A	P	M	N	L	Z	P
V	V	U	N	R	O	L	S	E	E	Z
E	Z	V	Y	A	H	O	P	S	F	Z
H	T	V	R	G	Y	K	E	T	D	B
I	R	Q	M	S	B	H	C	R	N	G
C	A	T	I	C	K	E	T	E	B	S
L	M	M	W	B	E	I	O	E	U	N
E	A	S	T	G	D	B	R	T	S	S

Name: _____ Date: _____
School: _____ Class: _____

Counting...

Benny Bus wants to count the buses in the museum. Help Benny with this task!

*In total, **how many** buses do you see in the pictures below?*



I see _____ buses in both pictures in total.

*Now **subtract** the number of buses in the first picture (left side) from the number of buses in the second picture (right side). Also, **multiply** them!*

$$\square - \square = \square$$

$$\square \times \square = \square$$

Name: _____ Date: _____

School: _____ Class: _____

Benny now visits the museum shop. There are wonderful toys in the shop, but Benny has to solve the following problems first before buying any of them.

Write the number of toys in these pictures and **solve** the problems!



$$\square + \square =$$

$$\square - \square =$$

Name: _____ Date: _____
School: _____ Class: _____



Benny continues to solve problems. Help Benny solve them!

*Write the number of toys in these pictures and do the following
multiplication and **division** problems.*



$$\square \times \square =$$

$$\square \div \square =$$

Name: _____ Date: _____
School: _____ Class: _____

Things are getting harder, but Benny is determined to solve all the problems.

*Write the number of toys in the picture and **solve the problems!***



$$\square + \square =$$

$$\square - \square =$$

Name: _____ Date: _____
School: _____ Class: _____

Group visit to the museum

Imagine that you will visit the Museum of Transport in a group. You need to **calculate** how much you will pay for your travel tickets and the museum admission charges.

Circle the correct answer.



1) You are travelling to visit the Museum of Transport. You will buy a day ticket for eight people. A day ticket is £4.00. How much will you pay in total?

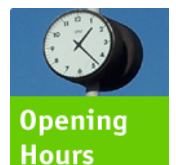
- a. £16.00 b. £32.00 c. £28.00

2) The museum admission charge is £4.00 for adults and £2.00 for students and **free** for children under the age of 16. You are visiting the museum with four family members (adults) and one relative (student). How much will you pay in total?

- a. £12.00 b. £16.00 c. £18.00

3) It is 3.15 pm, and you know that the museum will close at 4.30 pm. How many more minutes do you have until the museum closes?

- a. 65 minutes b. 85 minutes c. 75 minutes



Name: _____ Date: _____

School: _____ Class: _____

Creative drawing

Benny Bus needs your help. Benny wants to draw a friendly bus.



Draw a friendly bus for Benny and ***colour*** it in.

Name: _____ Date: _____
School: _____ Class: _____

Creative drawing

What would be your dream transportation vehicle?

Draw your dream vehicle and ***colour*** it in.

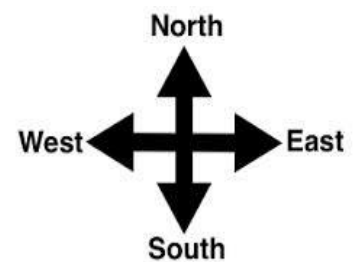
Name: _____ Date: _____
School: _____ Class: _____

Benny is lost!

Benny needs your help! Benny wants to go to Smedley Lane Playing Fields from the Museum of Transport.



Tell Benny the directions to the playing fields. Try to use at least three words from these options: **near, far, left, right, north, south, east, and west.**



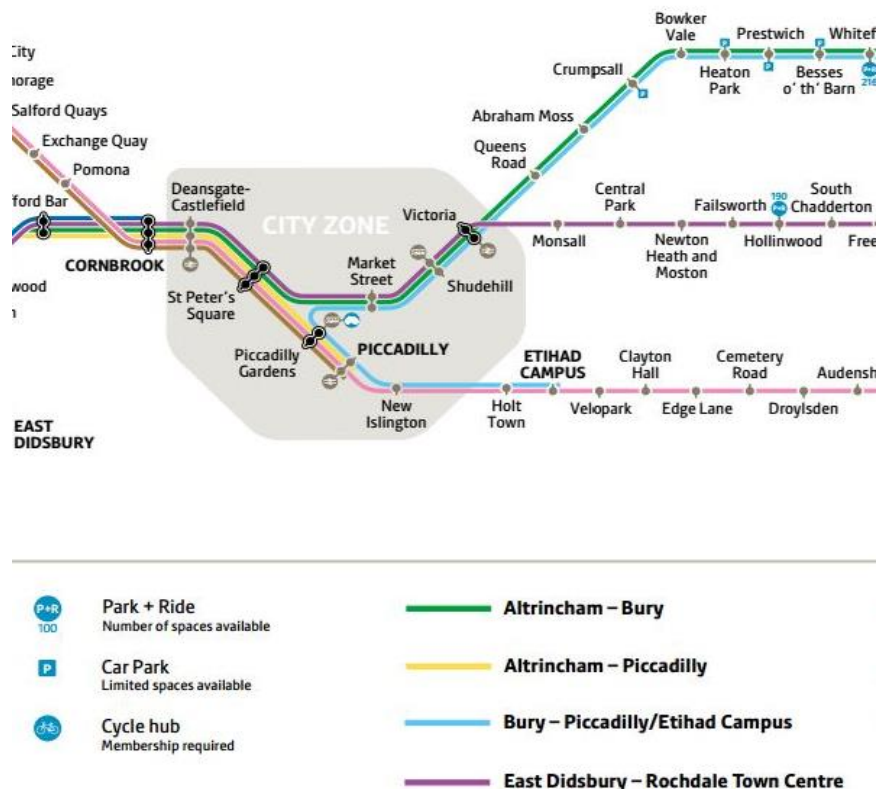
Write your answer here:

Name: _____ Date: _____

School: _____ Class: _____

Travelling by tram

Imagine that you will take the tram to visit the Museum of Transport from PICCADILLY. You need to get off at Queens Road Station.



1) **Which route** do you need to take from PICCADILLY to Queens Road?

2) **How many** tram stops are there between PICCADILLY and Queens Road? Look at the route map above and **write** their names.

Name: _____ Date: _____
School: _____ Class: _____

Your visit to the museum

What did you do at the museum? Write a short text about your visit. **Use *and, but, or, and because.***

Today I visited the Museum of Transport and

This image shows a blank sheet of white paper with horizontal ruling lines. The lines are evenly spaced and run across the width of the page. There are no margins, text, or other markings on the paper.