



Museum of Transport
Greater Manchester

Travelling and Transport

(KS1-2)

After Your Visit

Try these activities at home or at school.



Hi there! I'm **Benny Bus**.
Join me to find out about
travelling and transport
– **hop on!**



A few pictures of buses and a Victorian horse-drawn bus at the Museum of Transport

Name: _____ Date: _____

Writing and painting

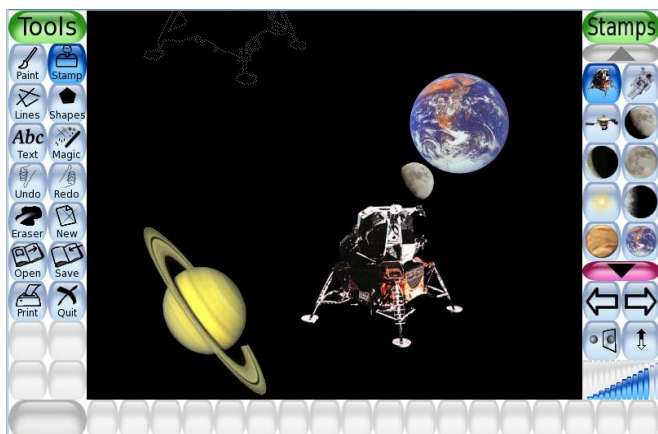
1. If you have access to a computer, open a writing software (Notepad, OpenOffice, etc.).

Write a few sentences about your visit. You can answer these questions in your text:



- a) What did you do at the museum?
- b) What did you like most?

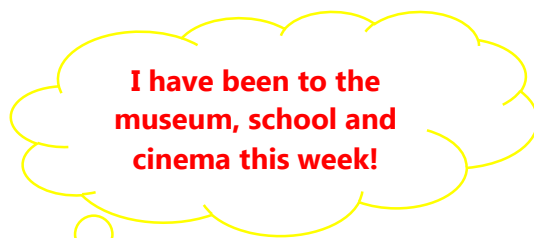
After writing your text, **format size, colour, and font**. You can also **insert colourful pictures**.



2) If you have access to a computer, open a **Paint** programme and **draw** your dream transportation vehicle by **using a different range of tools**.

Name: _____ Date: _____

Letter writing



In the last two weeks, which places did you visit and what type of transport did you use?

Write a letter to your best friend about your journeys and the places you visited.

Lined writing area consisting of 13 horizontal lines.

From _____

Name: _____ Date: _____

Transport in your local area

Find out what transport is available in your local area – you could ask friends, family or teachers, or look online.



Ask three people what type of transport they use and **why**.

Answers
1.
2.
3.

Why?
1.
2.
3.

What type of transport is the best? Why do you think so?

Name: _____ Date: _____

Draw what you remember!

Grab your coloured pencils and crayons and ***draw*** what you remember your visit to the Museum of Transport. Feel free to be creative. 😊

Name: _____ Date: _____

Letter writing



Benny Bus feels lonely and wants more people to visit the Museum of Transport. **Write** a letter to your grandparents or one of your relatives about the museum and tell why they should visit the museum with you. Your task is to encourage other people to visit the museum! Try to answer these questions in your letter:

- What did you see at the museum?
- What did you learn at the museum?
- What activities did you do on your visit?
- Ask them politely to visit the museum with you and write that you can be their museum guide. 😊

Dear _____,

From

Name: _____ Date: _____

Old to new trams

Remember the older buses you saw in the Museum of Transport. Trams have also changed throughout the history!



Look at the pictures of trams below and **match** the following words to the pictures.

older new slower fast slow old

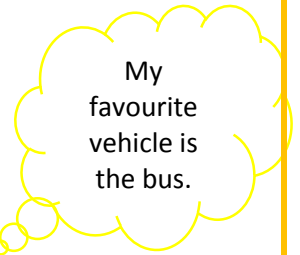


Describe the differences and similarities among these trams in your own words.

Name: _____ Date: _____

Your vehicle

What is your favourite type of vehicle? Why?



Write your answer here:

Draw your favourite vehicle and **colour** it in!

Name: _____ Date: _____

Creative design

Your task is to **design** a tram of the future.

Materials you need:

- Papers
- Crayons
- Glue
- Colourful pens
- Scissors (Don't forget to get help from a family member while using scissors!)



First, **draw** and **cut out** a template of a tram. Then, use crayons or colourful pens to **colour** it in. Use a black pen to **write** the destination of the tram (where it is going to) and the tram's number. You can use extra pieces of coloured paper to make the lights, doors and other parts of the tram, and then **glue** them onto the tram.

After you complete a tram of the future, show it to your family members and friends. 😊

With the same materials, you can also **design your dream transportation vehicle or bus**.