



Museum of Transport
Greater Manchester

Museum Adventures

(KS1-1)

Name: _____

Class: _____

School: _____



Hi there! I'm **Benny Bus**.
Join me on my adventures
at the Museum of
Transport - **hop on!**



A few pictures of buses and a Victorian horse-drawn bus at the Museum of Transport

Name: _____ Date: _____
School: _____ Class: _____

Welcome to the museum!



I am visiting the
Greater Manchester's
Museum of
Transport!



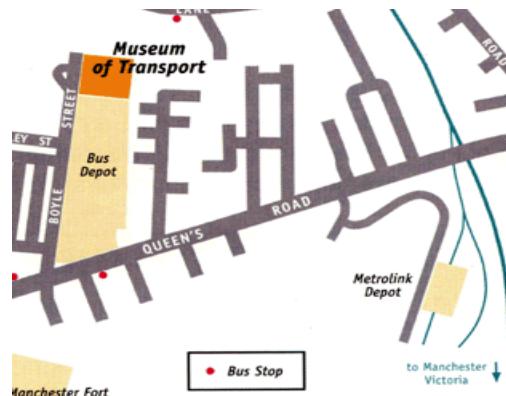
Benny Bus is visiting the Museum of Transport. What **are you doing** now?



Name: _____ Date: _____
School: _____ Class: _____

Benny's first visit to the museum

Put the following **sentences** in order to tell Benny's story.



Location map of the museum

- ☐ Benny walked for about five minutes and then entered the museum.
- ☐ Benny got off the bus.
- ☒ 1 Benny Bus got on the bus 135.
- ☐ Benny saw the Victorian horse-drawn bus in the museum.



The Victorian horse-drawn bus

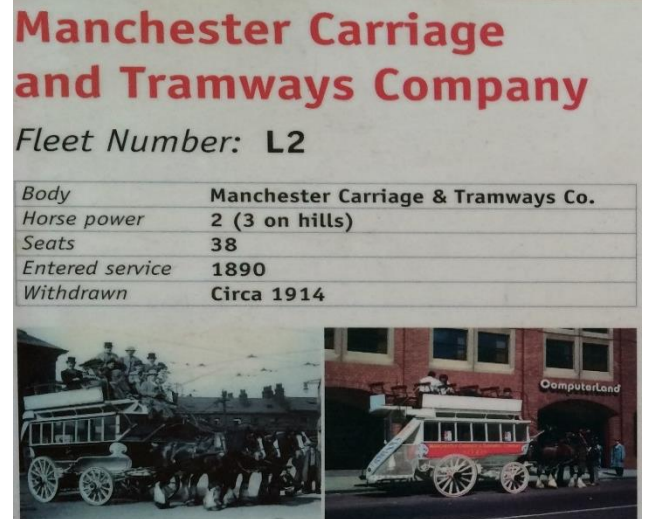
Name: _____ Date: _____
School: _____ Class: _____

The oldest bus

In the past, Manchester Carriage and Tramways Company ran horse buses and horse trams all over Manchester.

The number of the oldest bus is **L2**.

L2 bus had steep stairs.



Put the following **words** in order to form **a sentence**.

- ☐ 1 **L2's**
- ☐ **stairs**
- ☐ **difficult**
- ☐ **to**
- ☐ 6 **climb.**
- ☐ **are**

Name: _____ Date: _____

School: _____ Class: _____

Matching activity



*Help Benny **match** the vehicles with their pictures.*

plane

lorry

bus

tram

horse-bus



Name: _____ Date: _____
School: _____ Class: _____

About the museum

Read the passage below and **answer** the questions.

Greater Manchester's Museum of Transport has one of the largest collections of its kind in the country. It is run by the volunteers of the Greater Manchester Transport Society (GMTS). The Museum is based in one of Manchester's earliest bus garages. Greater Manchester's rich transport heritage is represented by our large collection of restored vehicles from the county. There are around ninety vintage vehicles, many of which have been fully restored.

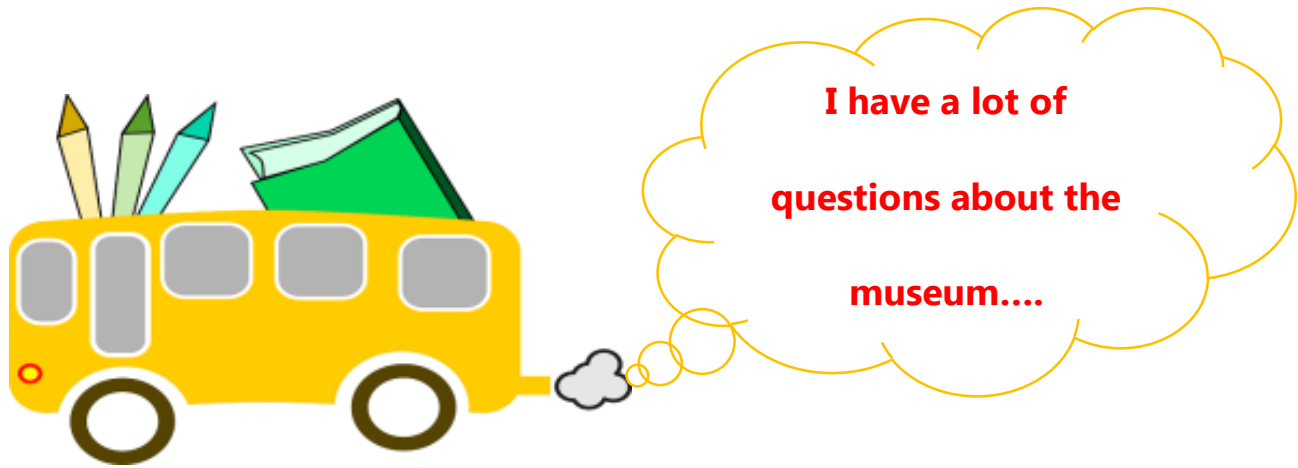


- 1) **Where** is the Museum of Transport located?

- 2) **Who** runs the museum?

- 3) **How many** vintage vehicles are there in the museum?

Name: _____ Date: _____
School: _____ Class: _____



Benny Bus has a lot of questions about the Museum of Transport. Here is Benny's first question:

1. Why was red a common colour for buses?

Answer: Red was a common colour for buses



because red paint was cheap. We had a lot of buses to run, and we saved a lot of pennies by using red paint!

*What are you curious about the museum? **Write** your own question and try to **find an answer** to it. 😊*

My question:

Answer:

Name: _____ Date: _____
School: _____ Class: _____

Two buses

Compare these two vehicles and **write** two similarities and differences between them.



Similarities (Things that are the same):

Differences (Things that are different):

Name: _____ Date: _____
School: _____ Class: _____

Museum trivia

Read the text carefully and **write** the **word** which best fits each space from the box below:

first
measures
by
where
Manchester

Did you know that the _____ bus service in Britain, and probably the world, was started in Manchester? It was started in 1824 _____ John Greenwood and ran from Pendleton to _____. Boyle Street, _____ the Museum is situated, gets its name from Councillor Daniel Boyle. The largest 'document' in the Museum collection is a coloured canvas map of the South Lancashire Tramways system. It _____ 18 feet (5.5 metres) wide and 12 feet (3.7 metres) high.



Name: _____ Date: _____
School: _____ Class: _____

Colour in the school bus!



Name: _____ Date: _____

School: _____ Class: _____

What does the bus look like?

Benny's next task is to **describe** this bus. Look at the picture below

carefully and **fill in** the blanks.



The number of this bus is _____. This bus goes to _____.

The colour of the bus is _____.

Now **describe** this bus in your own words.

Name: _____ Date: _____

School: _____ Class: _____

Wait a minute...

Benny Bus starts to give **commands** to other buses in the Museum of Transport.

Here is Benny's first **command**:



It is your turn. **Give a command** to other buses! (Tip: The picture will help you what to write.)

_____!



Name: _____ Date: _____

School: _____ Class: _____

Word search

Help Benny Bus **find** the following words in the word
search.



tram
vehicle
bus
map
ticket
inspector
transport

T	R	A	N	S	P	O	R	T	I	O
O	W	Y	E	F	B	B	M	O	A	M
L	R	I	S	G	G	N	I	Y	X	A
L	M	F	O	A	P	M	N	L	Z	P
V	V	U	N	R	O	L	S	E	E	Z
E	Z	V	Y	A	H	O	P	S	F	Z
H	T	V	R	G	Y	K	E	T	D	B
I	R	Q	M	S	B	H	C	R	N	G
C	A	T	I	C	K	E	T	E	B	S
L	M	M	W	B	E	I	O	E	U	N
E	A	S	T	G	D	B	R	T	S	S

Name: _____ Date: _____
School: _____ Class: _____

Counting...

Benny Bus wants to **count** the buses in the museum. Help Benny with this task!

*In total, **how many** buses do you see in the pictures below?*



I see _____ buses in both pictures in total.

*Now **subtract** the number of buses in the first picture (left side) from the number of buses in the second picture (right side).*

$$\square - \square = \square$$

Name: _____ Date: _____
School: _____ Class: _____

Benny now visits the museum shop. There are wonderful toys in the shop, but Benny has to solve the following problems first before buying any of them.

Write the number of toys in these pictures and **solve** the problems!



$$\square + \square =$$

$$\square - \square =$$

Name: _____ Date: _____

School: _____ Class: _____



Benny continues to solve problems. Help Benny solve them!

Write the number of toys in these pictures and do the following

multiplication and division problems.



$$\square \times \square =$$

$$\square \div \square =$$

Name: _____ Date: _____
School: _____ Class: _____

Things are getting harder, but Benny is determined to solve all the problems.

*Write the number of toys in the picture and **solve the problems!***



+

=

-

=

Name: _____ Date: _____

School: _____ Class: _____

Creative drawing

Benny Bus needs your help. Benny wants to draw a friendly bus.



Draw a friendly bus for Benny and ***colour*** it in.

Name: _____ Date: _____
School: _____ Class: _____

Creative drawing

What would be your dream transportation vehicle?

Draw your dream vehicle and ***colour*** it in.

Name: _____ Date: _____

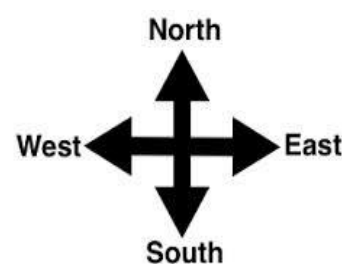
School: _____ Class: _____

Benny is lost!

Benny needs your help! Benny wants to go to Smedley Lane Playing Fields from the Museum of Transport.



Tell Benny the directions to the playing fields. Try to use at least three words from these options: **near, far, left, right, north, south, east, and west.**

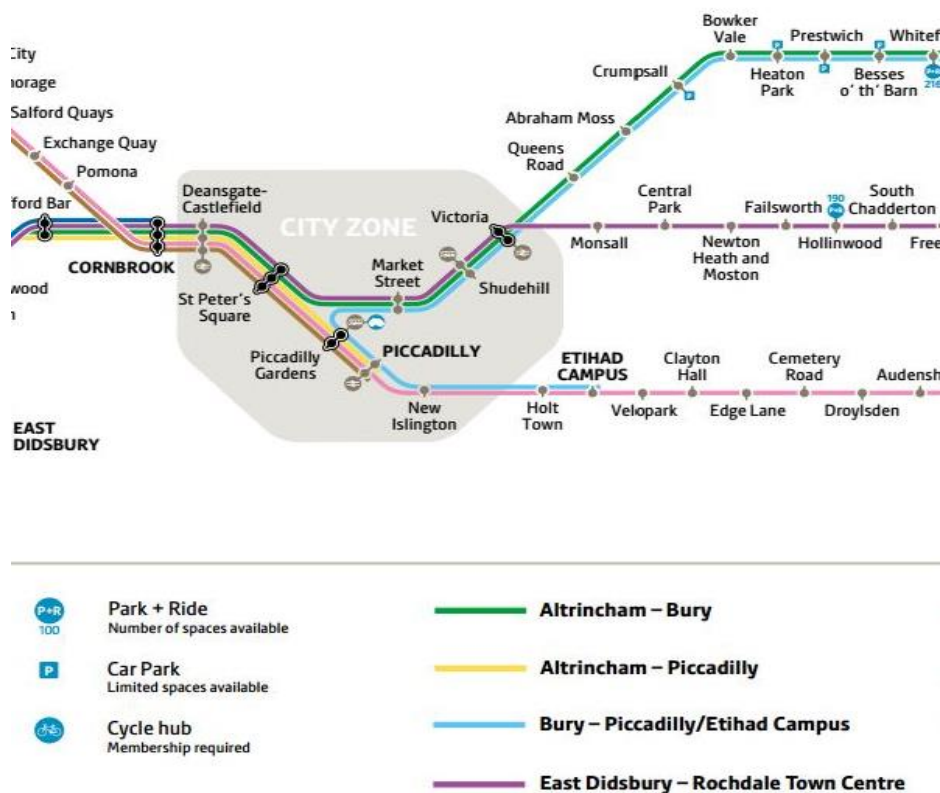


Write your answer here:

Name: _____ Date: _____
School: _____ Class: _____

Travelling by tram

Imagine that you will take the tram to visit the Museum of Transport from PICCADILLY. You need to get off at Queens Road Station.



1) **Which route** do you need to take from PICCADILLY to Queens Road?

2) **How many** tram stops are there between PICCADILLY and Queens Road? Look at the route map above and **write** their names.